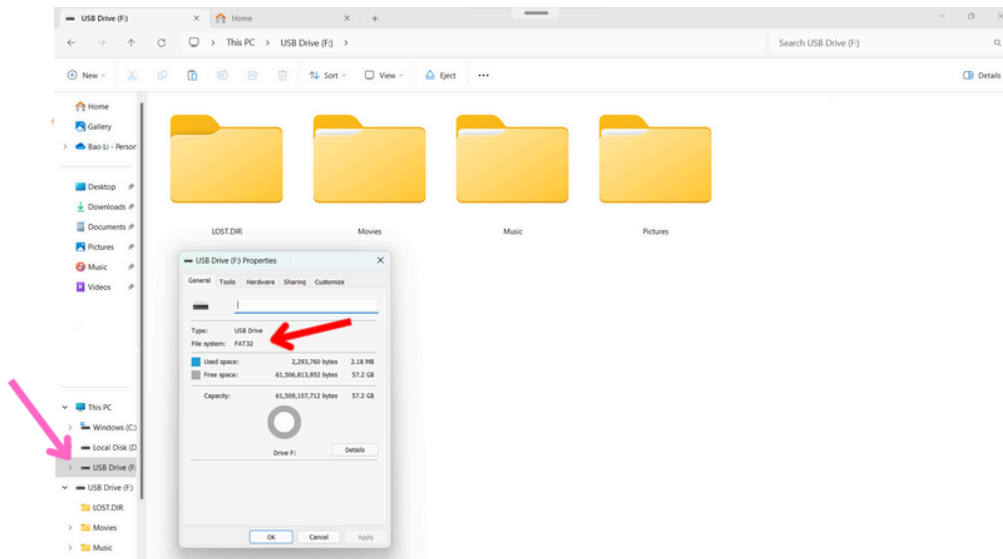


Simple operation instructions upload single layout program via Thumdrive

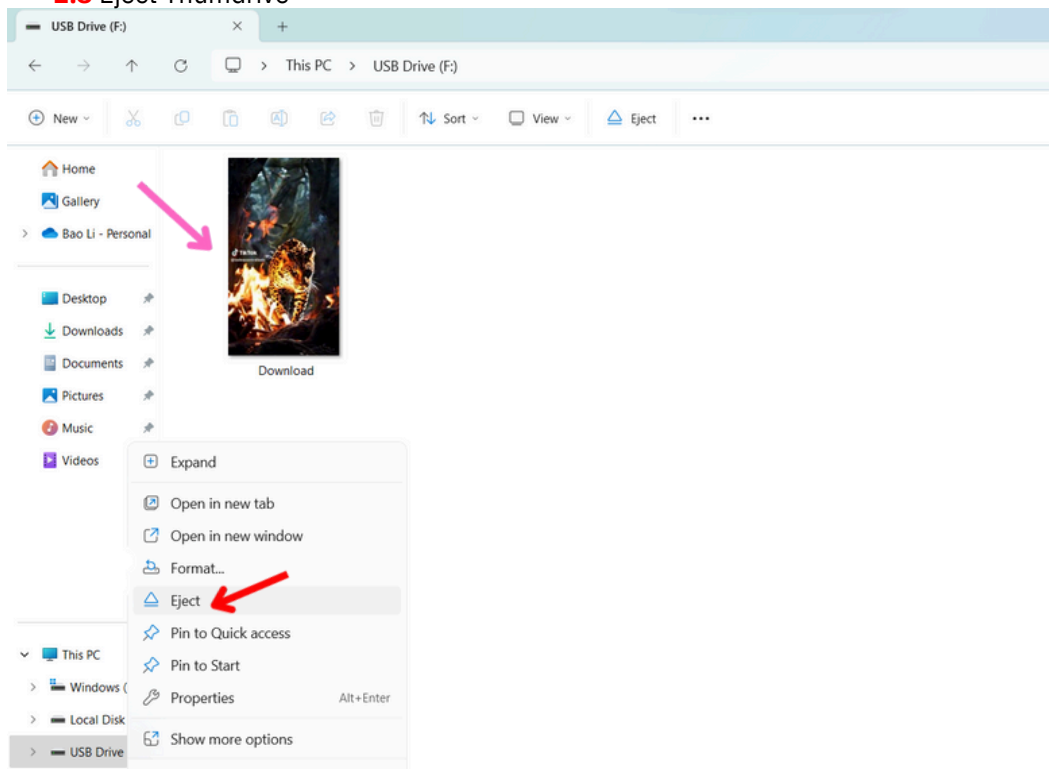
1. Verify Thumdrive is Fat32 only can be use.

- 1.1 Plug in thumdrive to computer or laptop.
- 1.2 Open MyPc and right clip on USB file
- 1.3 Select properties is showing **FAT 32** on File system.




2. Paste source in to Thumdrive

- 2.1 Open USB file
- 2.2 Paste **images or video**
- 2.3 Eject Thumdrive




3. Connect Thumdrive to device

3.1 Plug in Thumdrive to device.



4. Done upload content

4.1 After few seconds content is done upload to the device.



*Note that thumdrive no need to be online/connect to internet, but switched to **Stand alone mode**